


FIT OFF GUIDE - STARTER SOCKET OUTLET

Starter sockets are designed to be installed at the beginning of a modular or soft-wiring system where interconnect cables with installation couplers are used.

ECD starter sockets are capable of being wired with up to **2 x 2.5mm²** cables per terminal or **1 x 4.0mm²** cable per terminal as follows:

- Strip cable as per figure (a).
- Connect EARTH wire with GREEN/YELLOW stripes (or all GREEN) to EARTH terminal marked 'E' 
- Connect RED wire to ACTIVE terminal marked 'A'
- Connect BLACK wire to NEUTRAL terminal marked 'N'
- Ensure terminal screws (figure b), are tightened firmly and that none of the copper wiring is exposed.
- Starter socket is then fixed to (but not limited to), a wall bracket, floor box or in the ceiling as required.
- Test as required in accordance with AS/NZ 3000 (Australian and New Zealand Wiring Rules)

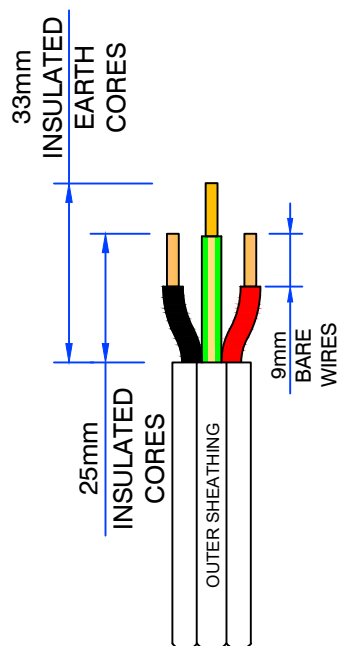


Figure (a).

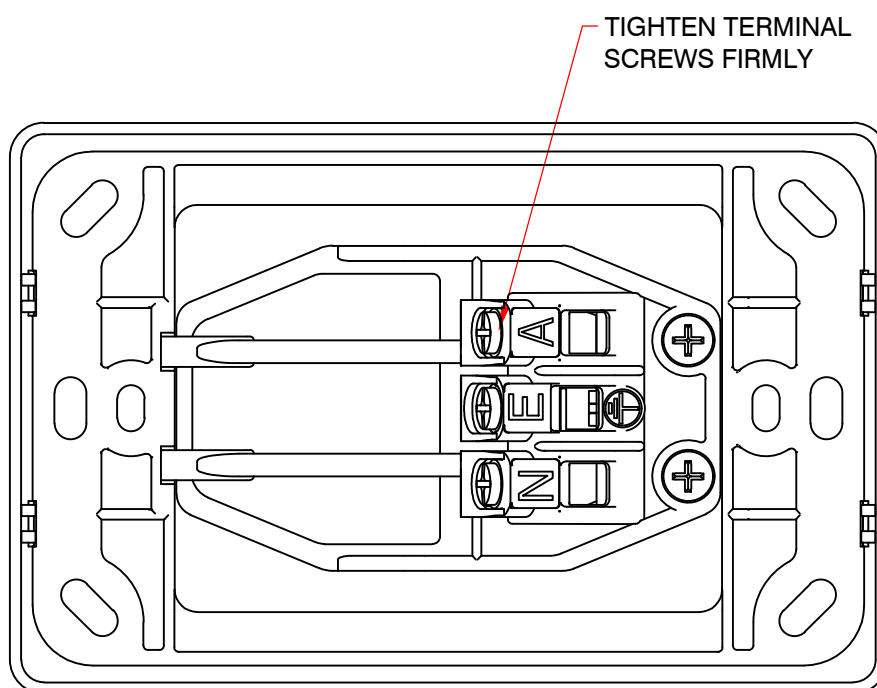


Figure (b).

(underside of starter socket)



Electric Cable Duct Systems Pty. Ltd.

Ph: 1300 123 ECD (323) Fax: (03) 9899 5042

Email: info@ecd.net.au

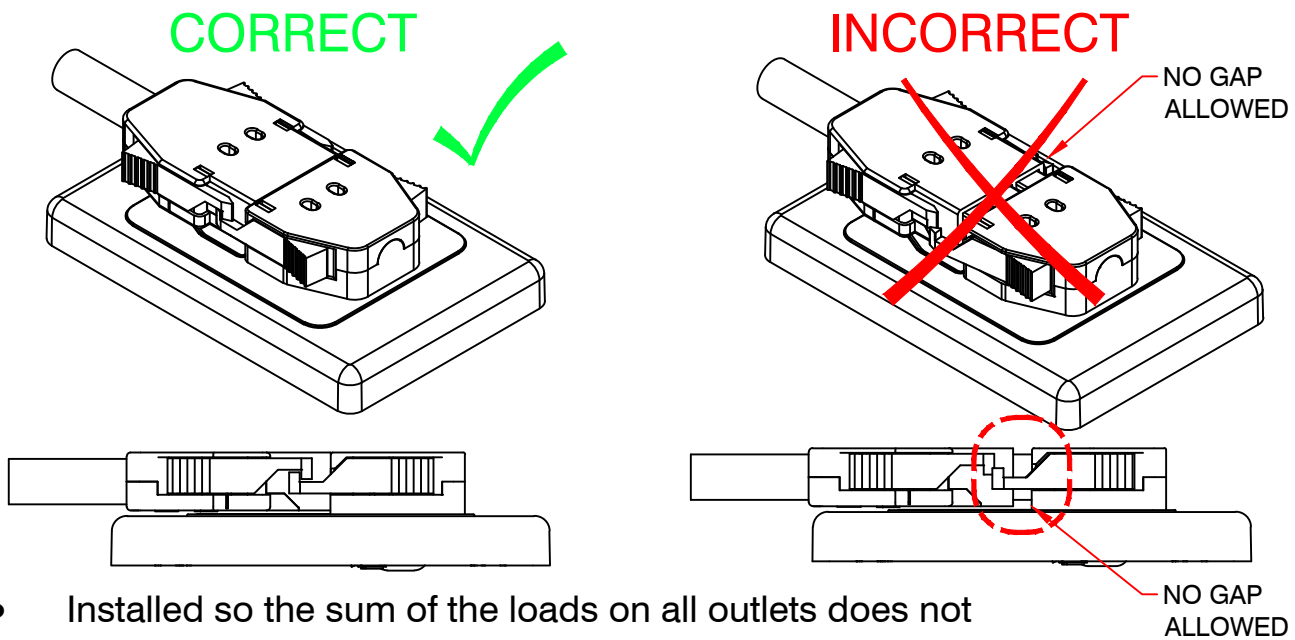
www.ecd.net.au

ABN 80005544105

FIT OFF GUIDE - STARTER SOCKET AND INTERCONNECT LEADS

Installation Couplers are required to be:

- Fully engaged when connected with the locking clips latched.



- Installed so the sum of the loads on all outlets does not overload the starter socket (input coupler) and cable.
- Installed with loads to be distributed as evenly possible between outlets.
- Installed to prevent excessive strain on installation couplers or cable. If unsure, support or fix installation couplers and cable.
- Installed and tested in accordance with AS/NZ 3000 (Australian and New Zealand Wiring Rules).

Note:

1. Use of installation coupler systems are not replacements for plug and socket outlet systems complying with AS/NZS 3112, AS/NZS 3123 or AS/NZS 60320.1.
2. Interchangeability with other installation coupler systems is not ensured and although no dangerous compatibility issues are anticipated mixed system installations are not advised
3. The installation coupler is for use in readily accessible areas
4. Installation coupler systems are intended for connection and disconnection without load
5. test plugs are supplied with each installation. Additional test plugs are available on request. Please contact our sales team



Electric Cable Duct Systems Pty. Ltd.

Ph: 1300 123 ECD (323) Fax: (03) 9899 5042

Email: info@ecd.net.au

www.ecd.net.au

ABN 80005544105